



Year 1&2 Phonics Screening Check A Guide for Parents

Academic Year 2022-2023

Mrs Jill Ashmore ~ Vice Principal

Contents



- What is Phonics?
- What is the Phonics Screening Check?
- What Happens During the Screening?
- Pseudo Words (Nonsense words)
- Reporting to Parents
- How Are the Results Used?
- How Can I Help My Child at Home

What is Phonics?



Children begin to learn phonics (sounds) in early years, both nursery and reception. Once children begin learning sounds, these sounds are used orally to identify and make words. They will then begin to learn the letters which make each of the sounds and these are used to read and spell words.

Once children begin learning sounds, these sounds are used orally to identify and make words. They will then begin to learn the letters which make each of the sounds and these are used to read and spell words.

What is the Phonics Screening Check?



Children in Year 1 throughout the country will all be taking part in a phonics screening check during the same week in June. This will be **week beginning 12th June 2023**. Children in Year 2 will also take the check if they did not achieve the required result when in Year 1 or they have not taken the test before.

The phonics screening check is designed to confirm whether individual children have learnt phonic decoding and blending skills to an appropriate standard.

What Happens During the Test?



The test contains 40 words. Each child will sit one-to-one and read each word aloud to their class teacher. The test will take approximately 10 minutes per child, although all children are different and will complete the check at their own pace. The list of words the children read is a combination of 20 real words and 20 pseudo words (nonsense words).

Pseudo Words (Nonsense Words)



The pseudo words will be shown to your child with a picture of an alien. This provides the children with a context for the pseudo word which is independent from any existing vocabulary they may have. Pseudo words are included because they will be new to all pupils; they do not favour children with a good vocabulary knowledge or visual memory of words.

Children read pseudo words on a daily basis as part of their RWI lessons. We encourage children to use Fred Talk to decode both pseudo and real words.


high

feast


goal

shape


glog



blard



disp



murbs



Reporting to Parents



By the end of the summer term all schools must report each child's results to their parents/carers. They will also confirm if the child has met the standard threshold. Children who do not achieve the expected level will retake the test when they are in Year 2.

You will receive your child's result in the end of term report in July 2023.

How Are the Results Used?



We will use the results from the check to ensure children receive continued support with phonics and reading.

As a school we assess children every 6 weeks as part of the RWI assessment cycle. This ensures children are grouped based on their reading ability. Phonics is part of the daily RWI lesson in Year 1 and 2.

How Can I Help My Child at Home?



- Play lots of sound and listening games with your child.
- Read as much as possible to and with your child.
- Encourage your child to use 'Fred Talk'. If your child is struggling to decode a word, help them by encouraging them to say each sound in the word from left to right.
- Blend the sounds by pointing to each one, e.g. /c/ in cat, /p/ in pat, /ng/ in sing, /ee/ in been. Next move your finger under the whole word as you say it.
- Discuss the meaning of words if your child does not know what they have read.



Thank you

sssjoffice@vantageacademies.co.uk